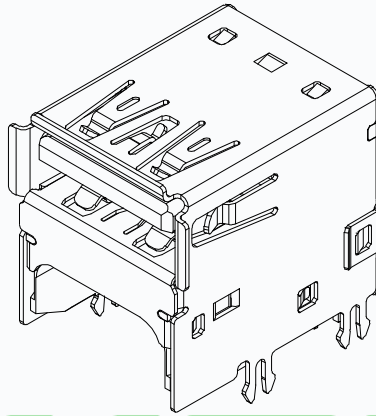
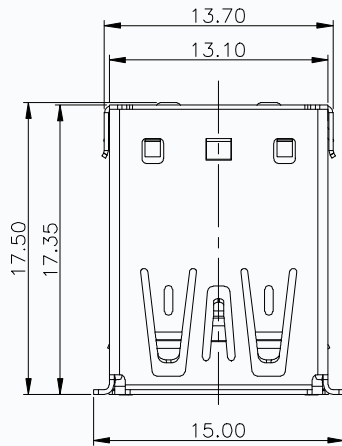


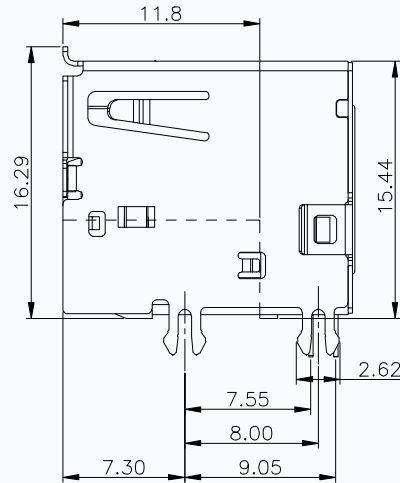
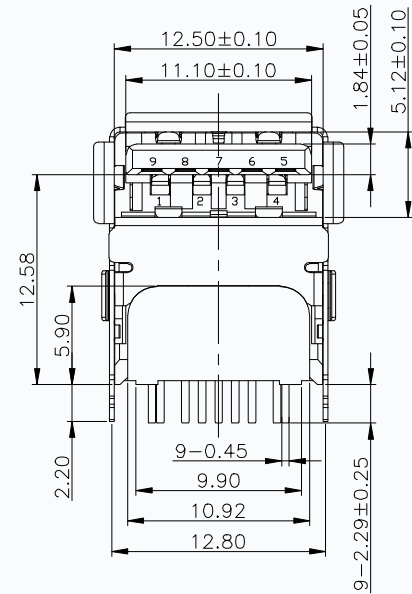
REV.	ECN NO.	DESCRIPTION	DRAW	CHECK	APPD.	DATE
A0	—	新发行	LIANG.WU	BENDEE	BENDEE	17-04-14



CMTDD

SPECIFICATIONS:

- 1.0 Electrical Performance:
- 1.1 Contact current Rating:
 - 1.8 Amperes for VBUS and GND contacts.
 - 0.25 Amperes for all other contacts.
- 1.2 Dielectric Withstanding Voltage: AC 100V(RMS).
- 1.3 Insulation resistance: 100M ohms Min.
- 1.4 Contact Resistance:
 - 30m ohm Max for VBUS and GND contacts.
 - 50m ohm Max for all other contacts.
- 1.5 Voltage Rating : 30 Vac (rms).
- 2.0 Mechanical Performance:
- 2.1 Mating Force: 35N Max.
- 2.2 Unmating Force: 10N Min 8N Min After Durability.
- 2.3 Durability: 5000 cycles.
- 3.0 Environmental Performance:
- 3.1 Temperature Range:
 - 3.1.1 Operating Temperature: -55°to+85°.
 - 3.1.2 Storage Temperature: -20°to+60°.
 - 3.1.3 Salt Spray 48h Min.
- 4.0 MATERIAL:
- 4.1 Housing: PA9T Blue, UL94-V0.
- 4.2 Cover: PA9T Black, UL94-V0.
- 4.3 Contact: 2.0 contacts C5191.
3.0 contacts C2680.
- 4.4 Shell: SUS304.
- 5.0 PLATING:
 - 5.1 Contact: Au Plated on contact area
Tin Plated on solder area
Nickel underplating over all.
 - 5.2 Shell: Shell: Nickel 50u"Min Plated.



料号备注

T=PACK-T0009

T10-3 F 265 D XX XX XX XX

- 12=半金雾锡10"
- 13=半金雾锡30"
- 14=半金雾锡50"
- 15=半金雾锡15U"
- 16=半金雾锡30U"

00-PA8T蓝色(300C)

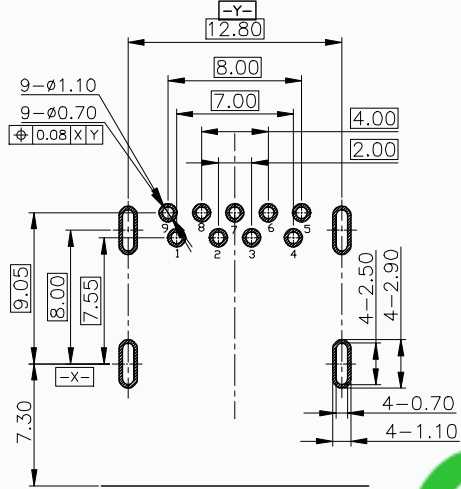
R=ROHS2.0标准
V=无卤+ROHS2.0
H=REACH标准

B=盐雾24H
C=盐雾48H

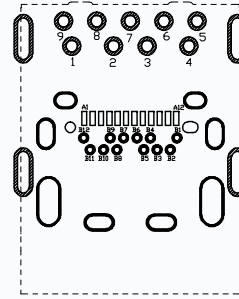
东莞市田都电子有限公司
DONGGUAN SHI TIANDU ELECTRONIC CO., LTD

UNLESS OTHERWISE SPECIFIED TOLERANCES	METRIC	APPROVAL	日期	品名	USB 3.1 AF架高 90度DIP C款 [有卷边, 鱼叉脚8.0]		
	.X +/-	制图 LIANG.WU	2017.04.14	规格			
	.XX +/-	审核		料号	SEE TABLE		
	FRACTIONS +/-	核准		文件位置			
ANGLES +/-	2.00'	ANGLE OF PROJECTION		字架	工程图号:		
DIMENSIONS				A4	TDU-USBAF-3215	版本	
(METRIC)	(MM)			比例	1 : 1	状态码	A

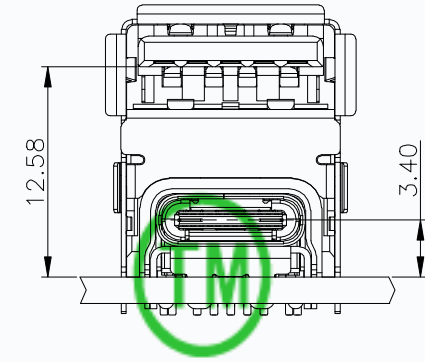
REV.	ECN NO.	DESCRIPTION	DRAW	CHECK	APPD.	DATE
A0	—	新发行	LIANG.WU	BENDEE	BENDEE	17-04-14



RECOMMENDED P.C.B LAYOUT(TOP VIEW)
P.C.B THICKNESS=1.60mm.TOLERANCE:±0.05



RECOMMENDED CONNECTOR EDGE(TOP VIEW)



HIGE RISE USB3.1+USB TYPE C

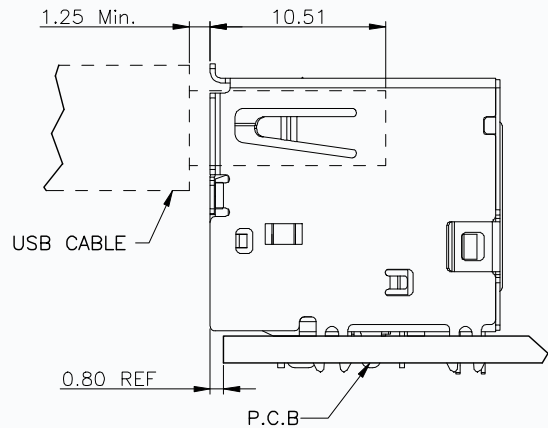
CMTDDZ

USB 3.1 AF Pin Assignment:

Pin No.	1	2	3	4	5	6	7	8	9
Signal Name	VBUS	D-	D+	GND	SSRX-	SSRX+	GND_DRAIN	SSTX-	SSTX+
Remark	USB2.0 Contact Pin				USB3.1 Contact Pin				

USB Type-C Pin Assignments

No.	Pin No.	Signal Name	No.	Pin No.	Signal Name
1	A1	GND	13	B12	GND
2	A2	SSTXp1	14	B11	SSRXp1
3	A3	SSTXn1	15	B10	SSRXn1
4	A4	VBUS	16	B9	VBUS
5	A5	CC1	17	B8	SBU2
6	A6	Dp1	18	B7	Dn2
7	A7	Dn1	19	B6	Dp2
8	A8	SBU1	20	B5	CC2
9	A9	VBUS	21	B4	VBUS
10	A10	SSRXn2	22	B3	SSTXn2
11	A11	SSRXp2	23	B2	SSTXp2
12	A12	GND	24	B1	GND



RECOMMENDED MOUNTING CONFIGURATION

东莞市田都电子有限公司
DONGGUAN SHI TIANDU ELECTRONIC CO., LTD

UNLESS OTHERWISE SPECIFIED TOLERANCES	APPROVAL	日期	品名规格	USB 3.1 AF架高 90度DIP C款 [有卷边,鱼叉脚8.0]
	制图 LIANG.WU	2017.04.14	料号	
	METRIC 0.50	审核	工程图号:	TDU-USBAF-2718
	.X +/- 0.38	核准	字库 A4	版本 A0
.XX +/- 0.25	文件位置	比例 1:1	状态码 A	页码 2 OF 2
FRACTIONS +/-	ANGLE OF PROJECTION			
ANGLES +/- 2.00'				
DIMENSIONS				
(METRIC)	(MM)			