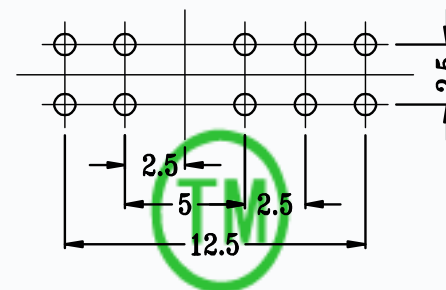
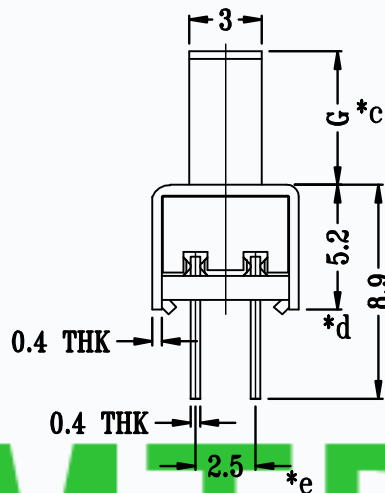
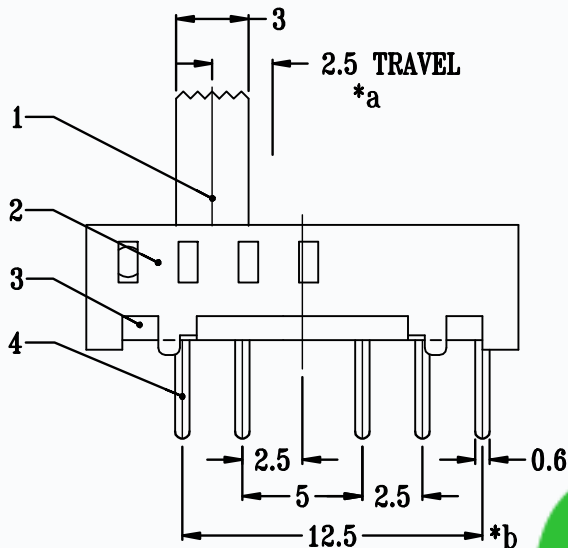




CAD FILE:

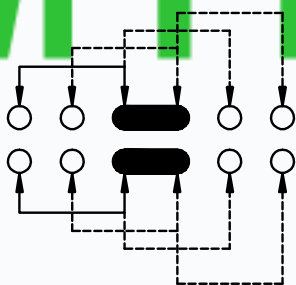
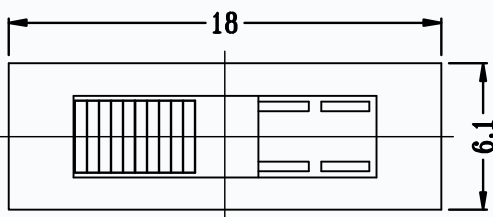


MODEL NO.	KNOB(G/VG)
T2-242501A-G	(2~15)mm



P.C.B LAYOUT  
BOTTOM VIEW

**CMTDDZ**



SCHEMATIC (SHORTING)

SPECIFICATIONS

Rating	0.5A 50V DC
CIRCUIT	2P4T
Timing	SHORTING
Travel	2.5mm
Contact Resistance	< 100 mΩ
Operating Force	250gf ± 100gf
Operating Life	10,000 cycles

NO.	PARTS	MATERIALS	Q'TY	FINISH	TOLERANCE UNLESS SPECIFIED WITHIN 1.5mm : ±0.1mm OVER 1.5mm : ±0.2mm	THESE DRAWINGS AND SPECIFICATIONS ARE THE PROPERTY OF DONGGUAN TIANDU ELECTRONICS CO.,LTD. AND SHALL NOT BE REPRODUCED, COPIED OR USED IN ANY MANNER WITHOUT THE PRIOR WRITTEN CONSENT OF DONGGUAN TIANDU ELECTRONICS CO., LTD	DESCRIPTIONS OF REVISION	APPD.	
8									
7	STEEL BALL	STEEL	2	NATURAL					
6	SPRING	STEEL WIRE	1	NATURAL					
5	CONTACT CLIP	PBS STRIP	2	Ag PLATED					
4	TERMINAL	BRASS STRIP	10	Ag PLATED					
3	BASE	PHENOLIC RESIN	1	NATURAL					
2	FRAME	STEEL STRIP	1	BLACK					
1	KNOB	POM	1	BLACK					
					TITLE : VERTICAL SLIDE SWITCH	UNIT : mm	DRWG NO.: CMTDDZ-T2-242501A-00		
					MODEL: T2-242501A-G	SCALE: 3:1	DWN.	ERIC	2013-6-17
					<b>CMTDDZ</b> 东莞市田都电子有限公司 DONGGUAN TIANDU ELECTRONICS CO.,LTD.	CHK'D	MAIKO	2013-6-17	
						APPD.	Coco	2013-6-17	