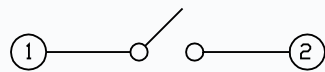
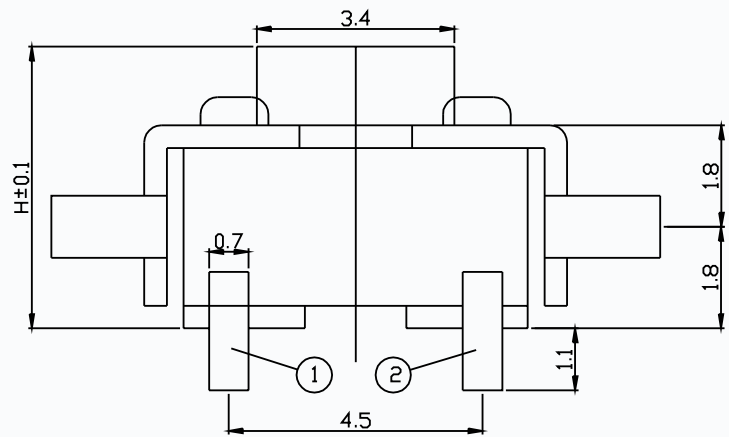
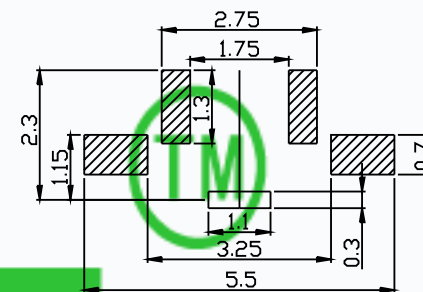
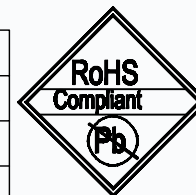


CAD FILE:

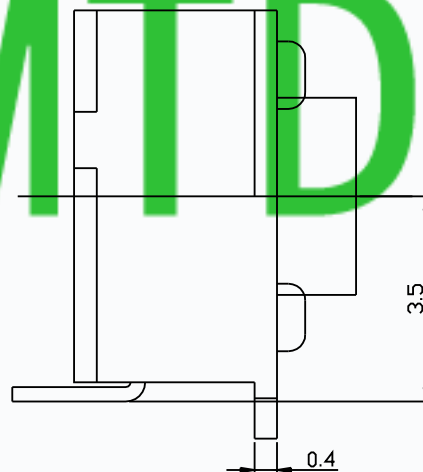
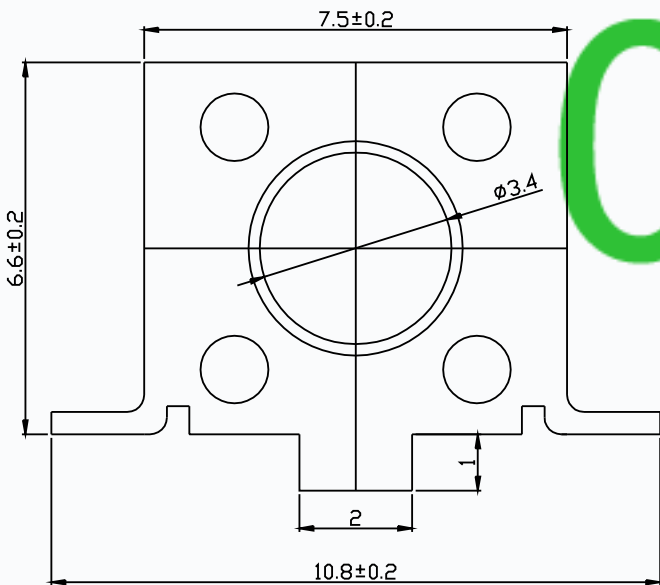


CIRCUIT DIAGRAM

MODEL NO.	H(mm)	XX(GF)
T6-6060DC-H-XX	4.3	16=160
	4.5	25=250
	5.0	



P.C.B. LAND PATTERN



SPECIFICATIONS

Rating	50mA 12V DC	
Travel	0.25±0.05mm	
Contact Resistance	≤ 100 mΩ	
Operating temperature	-20℃ ~ 70℃(45% ~ 85% RH)	
Operating Force	160±50gf	250gf ± 50gf
Operating Life	100,000 Cycles	80,000 Cycles

8				
7				
6				
5	CONTACT	SUS	1	
4	TERMINAL	BRASS	2	PLATING SILVER
3	COVER	SPTE	1	PLATING NICKEL
2	STEM	PPA	1	BLACK
1	CASE	PPA	1	BLACK
NO.	PARTS	MATERIALS	Q'TY	FINISH

TOLERANCE UNLESS SPECIFIED		THESE DRAWINGS AND SPECIFICATIONS ARE THE PROPERTY OF DONGGUAN TIANDU ELECTRONICS CO.,LTD. AND SHALL NOT BE REPRODUCED, COPIED OR USED IN ANY MANNER WITHOUT THE PRIOR WRITTEN CONSENT OF DONGGUAN TIANDU ELECTRONICS CO., LTD		DESCRIPTIONS OF REVISION		APPD.	
WITHIN 1.5mm : ±0.1mm OVER 1.5mm : ±0.2mm				TITLE : TACT SWITCH		UNIT : mm	DRWG NO.: CMTDDZ-T6-6060DC-00
		MODEL: T6-6060DC-H-XX		SCALE: 3:1	DWN.	ERIC	2013-6-17
		CMTDDZ 东莞市田都电子有限公司			CHK'D	MAIKO	2013-6-17
		DONGGUAN TIANDU ELECTRONICS CO.,LTD.			APPD.	Coco	2013-6-17